




The **Noordic 28** is your ticket to effortless luxury on the water

Perfect for long journeys, it's powered by a network of Victron devices, keeping everything running smoothly, from the latest tech and wireless chargers to multiple USB-C and 220V outlets

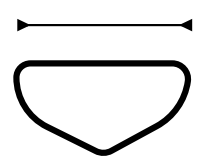
Entertain in style with spacious lounging areas, a 60L fridge to keep the drinks flowing, and a fresh water waterfall shower built into the T-top

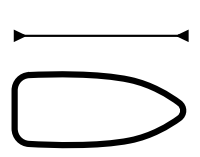
With a double berth, air conditioning, and an electric toilet, it's more than a boat—it's a lifestyle reserved for those who demand the very best





SPECIFICATIONS

 2.7 m

 9.4 m

PROPULSION	250 HP
CRUISING SPEED	21 - 25 KN
MAXIMUM SPEED	45 KN
FUEL CAPACITY	400 L
WEIGHT	2,7 TON
FRESH WATER	100 L
PASSENGERS	10

FEATURES

NAV & ANCHOR LIGHTS	LUXURY DECKING
DECK & UNDER WATER LIGHTS	ELECTRIC WINDLASS
12V FRIDGW	AIRCON
DOUBLE CABIN	WATERFALL DECK SHOWER
ITALIAN STEERING WHEEL	ELECTRIC TOILER

ELECTRONICS

DUAL GARMIN CHARTPLOTTERS	USB PLUGS
DIGITAL SWITCHES	INTERNATIONAL AC PLUGS
VESPER AIS & VHF	OFF GRID AC EQUIPMENT
FUSION STEREO	125W SOLAR
WIRELESS CHARGERS	400AH BATTERY BANK







SPECIAL PRICING SYF 2025

W/O ENGINE	SGD 168,250
250HP SUZUKI ENGINE	SGD 186,750
TWIN 150 SUZUKI ENGINE	+ SGD 39,850

STANDARD PRICING

W/O ENGINE	SGD 195,250
250HP SUZUKI ENGINE	SGD 204,750
TWIN 150 SUZUKI ENGINE	+ SGD 39,850